



User Guide

Overview	2
Feature List.....	9
Why ArtfulBits Blog?	9
Configuration	10
How to Use.....	10
Solution consists of:	10
How to add blog administrator?	10
How to add new blog entry?.....	11
How to add new blog entry category?.....	11
How to add new blog entry tag?.....	12
How to adjust Artfulbits Blog settings?	13
How to configure ArtfulBits Blog menu?	15
How to add new link to links page?	16
Release Notes.....	16
See Also	17
Remarks	19

Overview

ArtfulBits Blog web part is intended to enhance the standard SharePoint blog functionality. It complements and extends its features by the possibility to add a video or a zoomable image, and preview it. Also, it provides tags for the blog entries, supports the categorization and tags cloud, filters the entries by category or tag, allows for the configurable Settings (i.e. number of articles shown on the main page, tag cloud limit, etc.) and many more.

General view:

Site Actions spuser

Search this site...

Articles

- SharePoint How-to Articles
- SharePoint4Business
- Fun jokes about SharePoint

Settings

Archive

Links

Tips 3 MS_Office 2

Advantages 2 Fun 1

SharePoint Services 1

Authentication 1 Design 0

Document Recovery 0

Integrated Document Management and Sharing

5/30/2014 8:46:46 PM by System Account

Document management and sharing are the most important features of Windows SharePoint Services. You can use these features to create, manage, and share documents easily. Because these features are integrated with Office 2007, you can easi ...

[Read more](#)

Show all comments (4)

spuser 6/10/2014 7:18:01 PM

- Support of categorization and tagging for blog entries
- Configurable global settings (i.e. item count on page, tag cloud limit, footer text, branding theme, etc.)
- Comments system (including likes, replies)
- Use of SharePoint profile service to display commenter's profile picture
- Anonymous access support
- Possibility of adding video/zoomable image to blog entry view & preview
- Rich blog entry body text editor (supports standard SharePoint html editor)

0 + | - 0 [Reply](#)

[Add comment](#)

Server-to-server authentication in SharePoint 2013

5/30/2014 8:29:55 PM by System Account

Server-to-server authentication is the validation of a server's request for resources that is based on a trust relationship established between the STS of the server that runs SharePoint 2013 and the STS of another server that supports the OAuth ...

[Read more](#)

System Account 6/13/2014 5:16:08 PM

Server-to-server authentication is the validation of a server's request for resources that is based on a trust relationship established between the STS of the server that runs SharePoint 2013 and the STS of another server that supports the OAuth server-to-server protocol, such as on-premises running SharePoint 2013, Exchange Server 2013, Lync Server 2013, or Azure Workflow Service, and SharePoint 2013 running in Office 365. Based on this trust relationship, a requesting server can access secured resources on the SharePoint server on behalf of a specified user account, subject to server and user permissions.

1 + | - 0 [Reply](#)

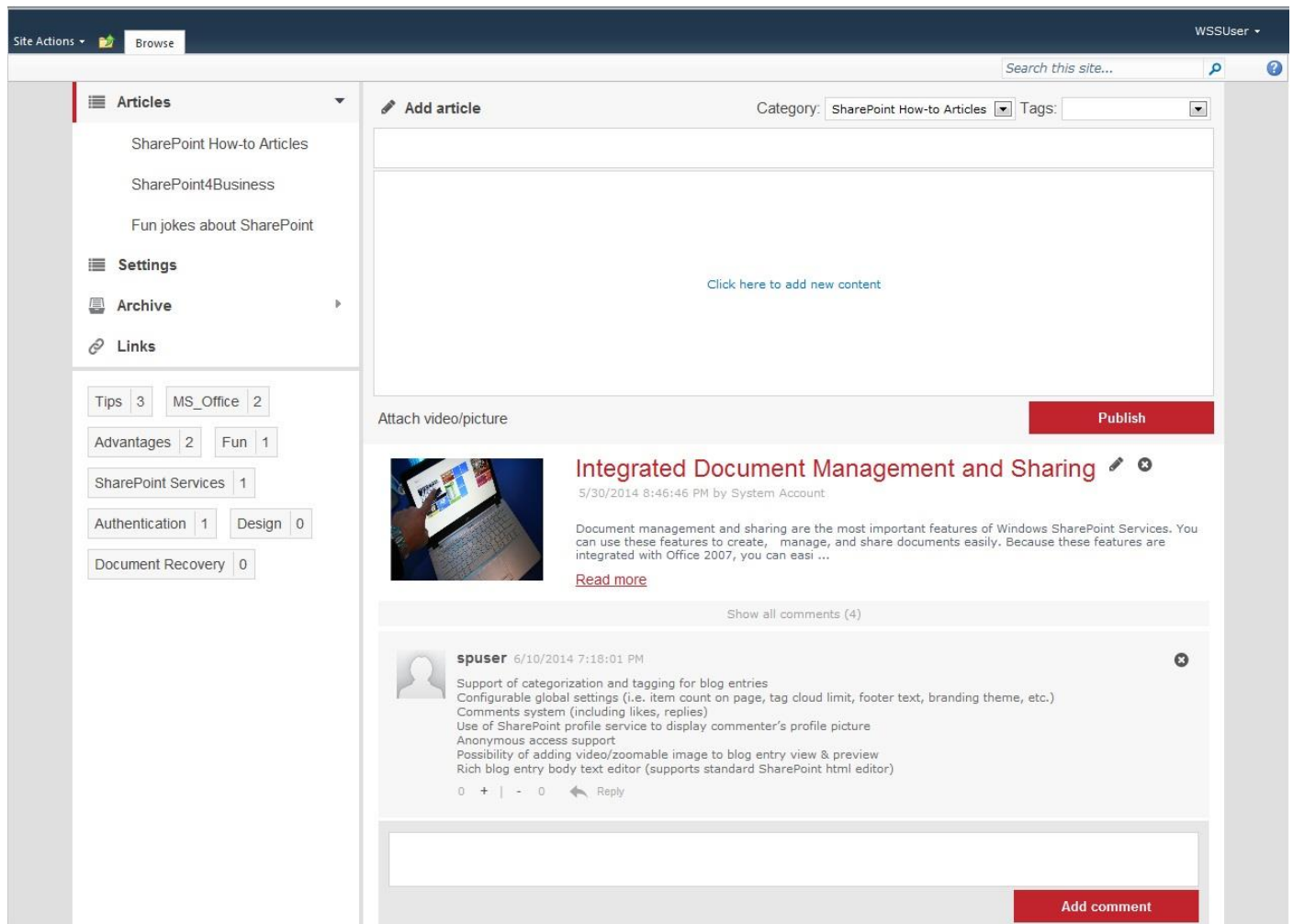
ArtfulBits blog provides many comfortable features that would benefit both - an author and a reader. Configurable menu, tag cloud, article entries, comments, fan counter, reply comment option, image and video preview. Each article is prescribed a certain category and the keywords, which provide a simple and intuitive method for browsing through different topics, and finding the information.

General look for anonymous users:

The screenshot displays a SharePoint site interface. At the top, there is a dark blue header with 'Site Actions' on the left and 'Sign In' on the right. Below the header is a search bar labeled 'Search this site...'. The main content area is divided into a left sidebar and a main article area. The sidebar contains a menu with 'Articles' (expanded), 'Settings', 'Archive', and 'Links'. Under 'Articles', there are links for 'SharePoint How-to Articles', 'SharePoint4Business', and 'Fun jokes about SharePoint'. Below the menu are several filter buttons: 'Tips 3', 'MS_Office 2', 'Advantages 2', 'Fun 1', 'SharePoint Services 1', 'Authentication 1', 'Design 0', and 'Document Recovery 0'. The main article area shows three articles. The first article is 'Integrated Document Management and Sharing' by System Account, dated 5/30/2014 8:46:46 PM. It includes a thumbnail image of a laptop and a list of features: 'Support of categorization and tagging for blog entries', 'Configurable global settings (i.e. item count on page, tag cloud limit, footer text, branding theme, etc.)', 'Comments system (including likes, replies)', 'Use of SharePoint profile service to display commenter's profile picture', 'Anonymous access support', 'Possibility of adding video/zoomable image to blog entry view & preview', and 'Rich blog entry body text editor (supports standard SharePoint html editor)'. The second article is 'Server-to-server authentication in SharePoint 2013' by System Account, dated 5/30/2014 8:29:55 PM. It includes a thumbnail image of a globe with the text 'Hello again.' and a detailed description of server-to-server authentication. The third article is 'Sharepoint jokes' by System Account, dated 5/30/2014 8:17:45 PM. It includes a thumbnail image of a cat and a smartphone, and contains two jokes: 'What do you call a smiling, SOBER courteous person at the SharePoint 2014 conference? A: The caterer' and 'Light travels faster than sound. This is why some SharePoint consultants appear bright until you hear them speak. A good SharePoint c ...'.

The registration is not required for reading ArtfulBits Blog on SharePoint site. Any unregistered user can view the articles and comments, click images and view videos. Certainly, leaving the comments is available only for the registered users.

General look for blog administrator:



The screenshot displays the SharePoint blog administrator interface. At the top, there is a navigation bar with 'Site Actions' and 'Browse' buttons, and a search bar labeled 'Search this site...'. The main content area is divided into two columns. The left column contains a sidebar with a menu for 'Articles' (including 'SharePoint How-to Articles', 'SharePoint4Business', and 'Fun jokes about SharePoint'), 'Settings', 'Archive', and 'Links'. Below the menu are several filter buttons: 'Tips 3', 'MS_Office 2', 'Advantages 2', 'Fun 1', 'SharePoint Services 1', 'Authentication 1', 'Design 0', and 'Document Recovery 0'. The right column features an 'Add article' form with a category dropdown set to 'SharePoint How-to Articles' and a 'Tags' field. Below the form is a large text area with a blue link that says 'Click here to add new content'. Underneath the form is an 'Attach video/picture' section with a red 'Publish' button. The main content area displays a list of articles. The first article is titled 'Integrated Document Management and Sharing' by 'System Account' on 5/30/2014. It includes a thumbnail image of a laptop and a 'Read more' link. Below the article is a comment section with a 'Show all comments (4)' link. A comment by 'spuser' on 6/10/2014 is visible, listing several features: 'Support of categorization and tagging for blog entries', 'Configurable global settings (i.e. item count on page, tag cloud limit, footer text, branding theme, etc.)', 'Comments system (including likes, replies)', 'Use of SharePoint profile service to display commenter's profile picture', 'Anonymous access support', 'Possibility of adding video/zoomable image to blog entry view & preview', and 'Rich blog entry body text editor (supports standard SharePoint html editor)'. At the bottom of the comment section is a red 'Add comment' button.

An administrator of the blog is provided with a simple and comfortable method of adding new articles. A text in the article can be easily edited, so that the users were entertained when reading through it.

Zoomable preview image: picture preview provides an additional insight before diving into an article.

The image shows a screenshot of a SharePoint article page. The page title is "Integrated Document Management and Sharing" by System Account, dated 5/30/2014 8:46:46 PM. The article text discusses document management and sharing features of Windows SharePoint Services. A zoomable preview image is overlaid on the page, showing a hand pointing at a laptop screen displaying a SharePoint Store interface with various application tiles. The background page includes a left-hand navigation menu with sections like "Articles", "Settings", "Archive", and "Links", and a right-hand sidebar with a search bar and a comment section.

Site Actions spuser

Search this site...

Articles

- SharePoint How-to Articles
- SharePoint4Business
- Fun jokes about SharePoint

Settings

Archive

Links

Tips 3 MS_Office 2

Advantages 2 Fun 1

SharePoint Services 1

Authentication 1 Design 0

Document Recovery 0

Integrated Document Management and Sharing

5/30/2014 8:46:46 PM by System Account

Document management and sharing are the most important features of Windows SharePoint Services. You can use these features to create, manage, and share documents easily. Because these features are integrated with Office 2007, you can easi ...

[Read more](#)

Show all comments (4)

ne, etc.)

[Add comment](#)

Point 2013

r resources that is based on a trust
Point 2013 and the STS of another

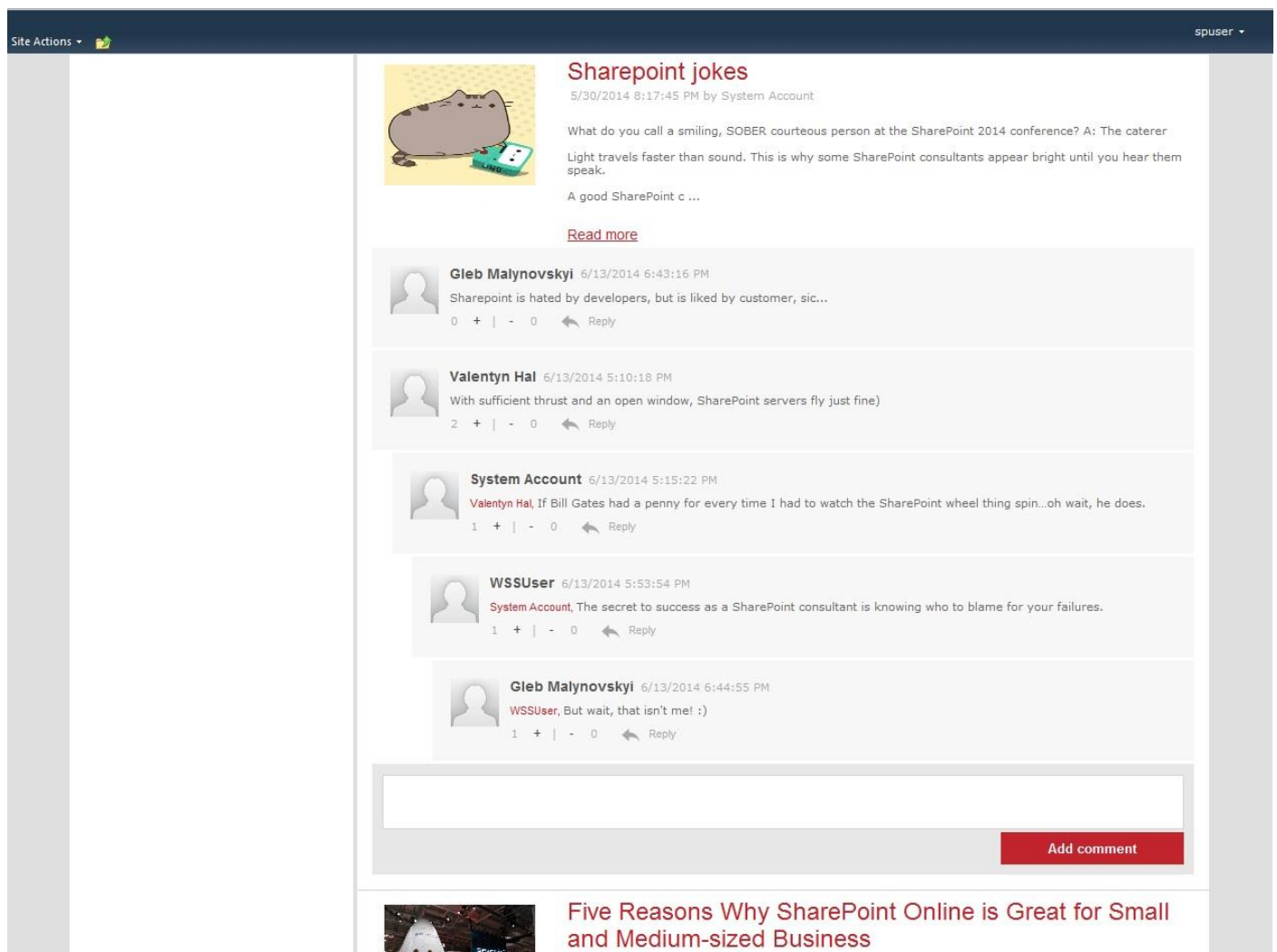
[Read more](#)

System Account 6/13/2014 5:16:08 PM


Server-to-server authentication is the validation of a server's request for resources that is based on a trust relationship established between the STS of the server that runs SharePoint 2013 and the STS of another server that supports the OAuth server-to-server protocol, such as on-premises running SharePoint 2013, Exchange Server 2013, Lync Server 2013, or Azure Workflow Service, and SharePoint 2013 running in Office 365. Based on this trust relationship, a requesting server can access secured resources on the SharePoint server on behalf of a specified user account, subject to server and user permissions.

1 + | - 0 [Reply](#)

Comments system: users can leave comments, reply each other and rate comments.




The screenshot shows a SharePoint site interface. At the top left, there is a 'Site Actions' menu with a small icon. At the top right, the user 'spuser' is logged in. The main content area features a post titled 'Sharepoint jokes' by 'System Account' from 5/30/2014. The post includes a cartoon image of Pusheen the cat with a smartphone and a text-based joke. Below the post, there is a comment thread with five entries from users: Gleb Malynovskiy, Valentyn Hal, System Account, WSSUser, and Gleb Malynovskiy. Each comment includes a profile picture, the user's name, the timestamp, the comment text, and interaction icons for likes, replies, and a 'Reply' button. At the bottom of the comment section, there is a text input field and a red 'Add comment' button. Below the comment section, there is a preview of another article titled 'Five Reasons Why SharePoint Online is Great for Small and Medium-sized Business' with a small image of a building.

Site Actions  spuser

Sharepoint jokes

5/30/2014 8:17:45 PM by System Account



What do you call a smiling, SOBER courteous person at the SharePoint 2014 conference? A: The caterer
Light travels faster than sound. This is why some SharePoint consultants appear bright until you hear them speak.
A good SharePoint c ...

[Read more](#)

Gleb Malynovskiy 6/13/2014 6:43:16 PM
Sharepoint is hated by developers, but is liked by customer, sic...
0 + | - 0 [Reply](#)

Valentyn Hal 6/13/2014 5:10:18 PM
With sufficient thrust and an open window, SharePoint servers fly just fine)
2 + | - 0 [Reply](#)


System Account 6/13/2014 5:15:22 PM
Valentyn Hal, If Bill Gates had a penny for every time I had to watch the SharePoint wheel thing spin...oh wait, he does.
1 + | - 0 [Reply](#)

WSSUser 6/13/2014 5:53:54 PM
System Account, The secret to success as a SharePoint consultant is knowing who to blame for your failures.
1 + | - 0 [Reply](#)

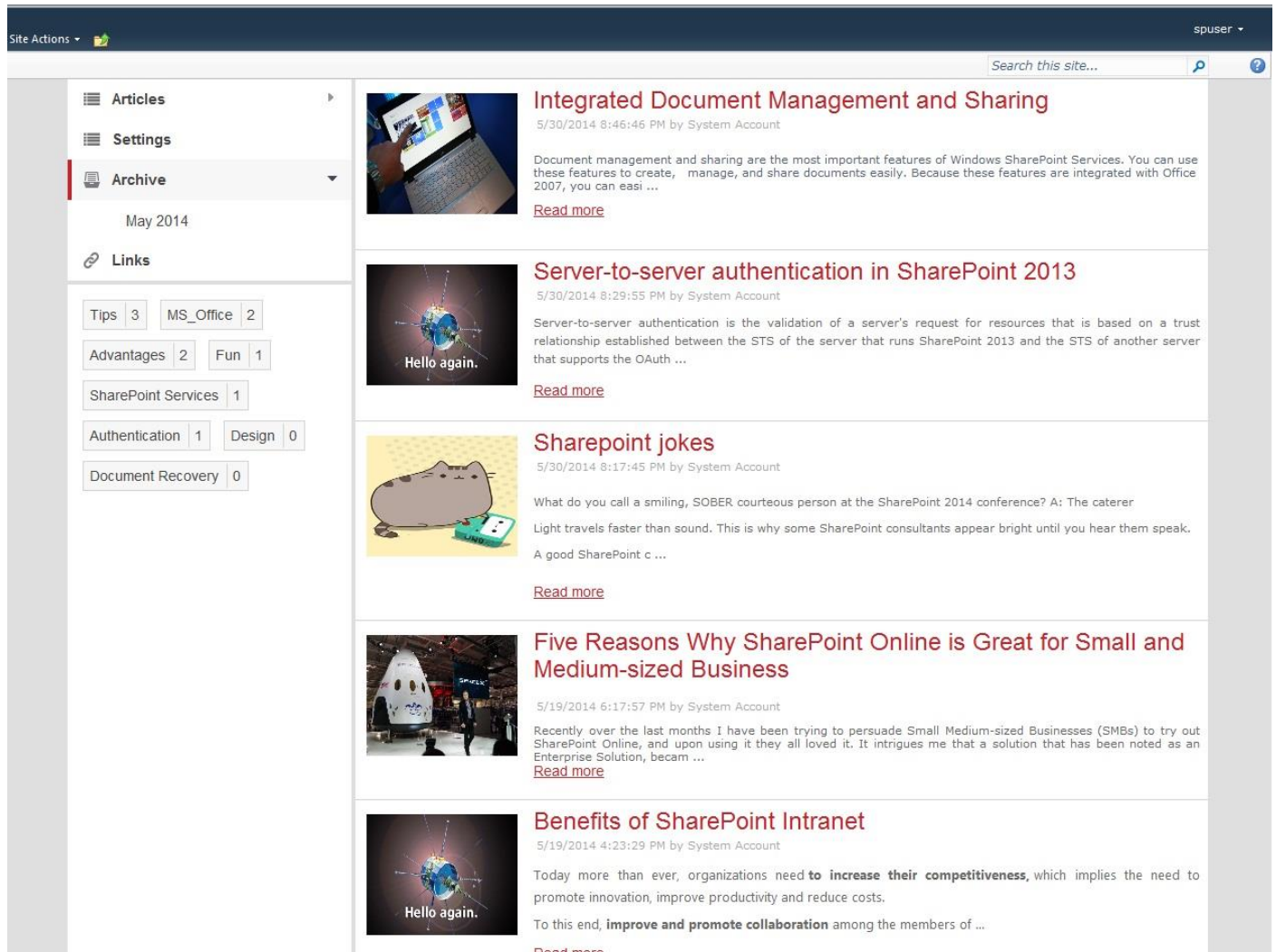
Gleb Malynovskiy 6/13/2014 6:44:55 PM
WSSUser, But wait, that isn't me! :)
1 + | - 0 [Reply](#)

[Add comment](#)






Five Reasons Why SharePoint Online is Great for Small and Medium-sized Business



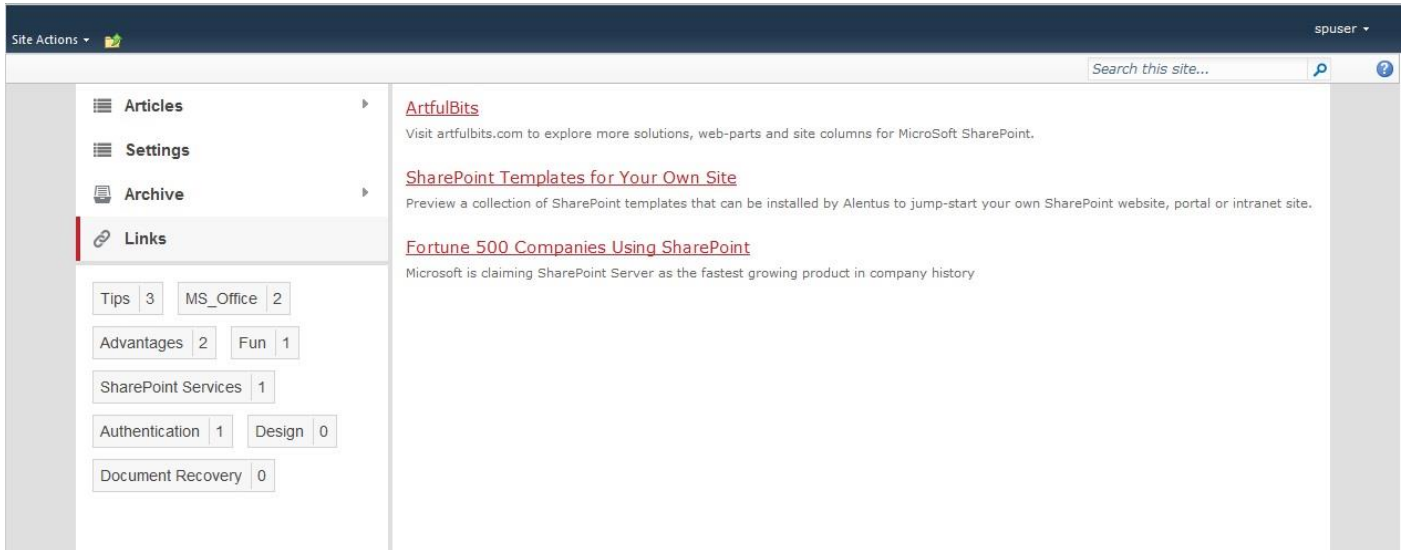
Archive page is configurable, it displays all blog entries without the comments. All entries are sorted by the month of publishing.



The screenshot shows a SharePoint site's archive page for May 2014. The left sidebar contains navigation options: Articles, Settings, and Archive (selected). Under Archive, there is a filter for 'May 2014' and a 'Links' section with various categories and counts: Tips (3), MS_Office (2), Advantages (2), Fun (1), SharePoint Services (1), Authentication (1), Design (0), and Document Recovery (0). The main content area displays five blog entries, each with a thumbnail image, a title, a date, an author, a brief description, and a 'Read more' link.

Thumbnail	Title	Date	Author	Summary
	Integrated Document Management and Sharing	5/30/2014 8:46:46 PM	System Account	Document management and sharing are the most important features of Windows SharePoint Services. You can use these features to create, manage, and share documents easily. Because these features are integrated with Office 2007, you can easi ...
	Server-to-server authentication in SharePoint 2013	5/30/2014 8:29:55 PM	System Account	Server-to-server authentication is the validation of a server's request for resources that is based on a trust relationship established between the STS of the server that runs SharePoint 2013 and the STS of another server that supports the OAuth ...
	Sharepoint jokes	5/30/2014 8:17:45 PM	System Account	What do you call a smiling, SOBER courteous person at the SharePoint 2014 conference? A: The caterer Light travels faster than sound. This is why some SharePoint consultants appear bright until you hear them speak. A good SharePoint c ...
	Five Reasons Why SharePoint Online is Great for Small and Medium-sized Business	5/19/2014 6:17:57 PM	System Account	Recently, over the last months I have been trying to persuade Small Medium-sized Businesses (SMBs) to try out SharePoint Online, and upon using it they all loved it. It intrigues me that a solution that has been noted as an Enterprise Solution, becam ...
	Benefits of SharePoint Intranet	5/19/2014 4:23:29 PM	System Account	Today more than ever, organizations need to increase their competitiveness , which implies the need to promote innovation, improve productivity and reduce costs. To this end, improve and promote collaboration among the members of ...

Links page: ArtfulBits Blog users will benefit from the helpful information that can be placed by administrator on the link page.



Feature List

Feature	SharePoint Server 2010	SharePoint Server 2013	SharePoint Server 2016
Support of categorization and tagging for blog entries	✓	✓	✓
Configurable Settings (i.e. item count on page, tag cloud limit, footer text, branding theme, etc.)	✓	✓	✓
Comments system (including likes, replies)	✓	✓	✓
Use of SharePoint profile service to display commenter's profile picture	✓	✓	✓
Anonymous access support	✓	✓	✓
Possibility of adding video/zoomable image to blog entry view & preview	✓	✓	✓
Rich blog entry body text editor (supports standard SharePoint html editor)	✓	✓	✓
Rich pagination	✓	✓	✓
"Read more/less" & "Show more comments" blog entry preview functionality	✓	✓	✓
Filtering by category/tag	✓	✓	✓
Archive page (supports filtering by month)	✓	✓	✓
Links page (supports adding custom links)	✓	✓	✓
Configurable menu (supports adding new items: custom menu links or changing existing)	✓	✓	✓
Easy to install (site template)	✓	✓	✓
Expandable (features may be added by request)	✓	✓	✓
Language pack support (desired localization can be added by request)	✓	✓	✓

Why ArtfulBits Blog?

ArtfulBits Blog is a powerful solution that significantly enhances the standard SharePoint functionality and provides free additional features – Image Column and Video Column.

Configuration

In order to configure **ArtfulBits Blog** you need to complete several steps:

1. Install ArtfulBits Blog, ArtfulBits Video column and ArtfulBits Image Upload column (all required setup files are included into the ArtfulBits Blog package)
2. Activate ArtfulBits Blog Template feature (Site collection -> Site settings -> Site collection features)
3. Create new subsite (In Template Selection click SWT sites and choose Artfulbits Blog)
4. In order to view blog entries users must have read permissions for “NewsItems”, “Tags”, “Categories”, “Settings” Lists (by default – all authenticated).
5. In order to post comments users must have write permissions for “Comments” and “Likes” List (by default – all authenticated). Also, anonymous access should be switched to “view items” if anonymous access is switched on the site.

How to Use

Solution consists of:

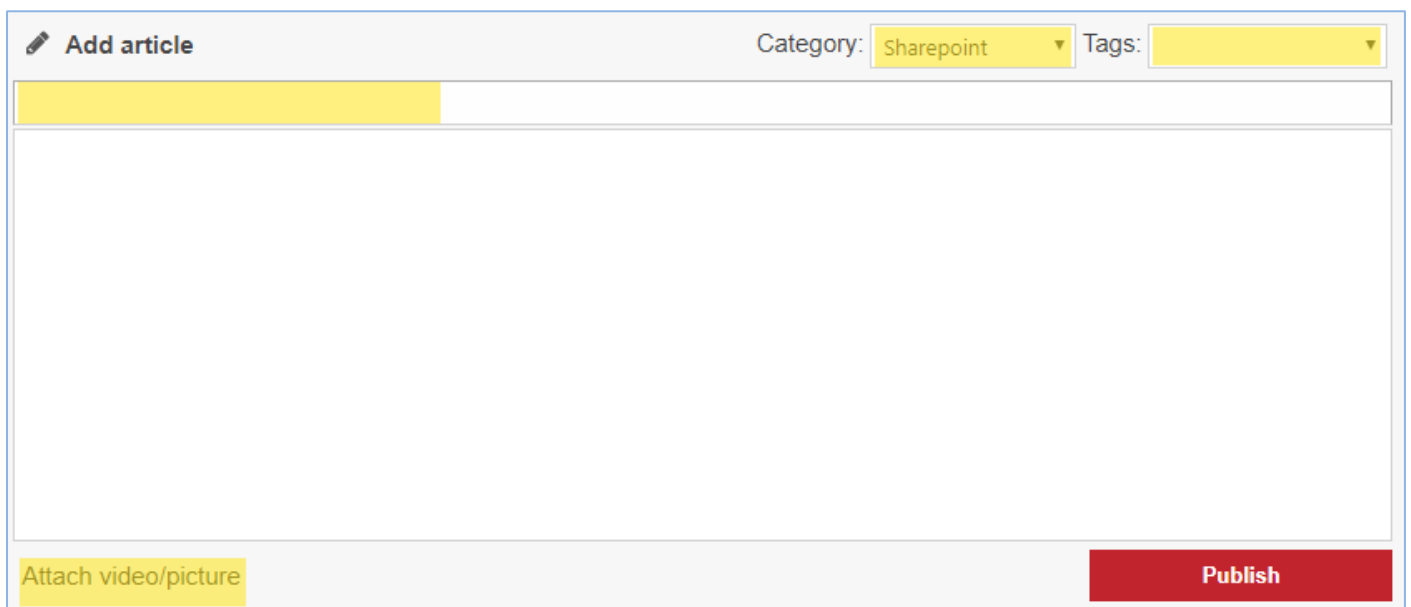
1. Main page:
servername/sitename/_layouts/ABBlog/news.aspx
2. Lists:
 - a. Home page
servername/sitename/default.aspx
 - b. Blog Entry Categories:
servername/sitename/Lists/Categories/AllItems.aspx
 - c. Useful links:
servername/sitename/Lists/ULinks/AllItems.aspx
 - d. Blog Entry Tags:
servername/sitename/Lists/Tags/AllItems.aspx
 - e. Comments:
servername/sitename/Lists/Comments/AllItems.aspx
 - f. News:
servername/sitename/Lists/NewsItems/AllItems.aspx
 - g. Settings
servername/sitename/Lists/Settings/AllItems.aspx
 - h. Likes
servername/sitename/Lists/Likes/AllItems.aspx

How to add blog administrator?

Any SharePoint user which has **full control** on this site/site collection can manage blog entries and comments.

How to add new blog entry?

1. Log in as a blog administrator
2. Go to the Home page (*servername/sitename/default.aspx*)
3. Click “Newsblog”
4. Insert the following data into edit form on the top of the page
 - a. Blog Entry Title
 - b. Blog Entry text
 - c. Choose category
 - d. Choose tags (*you can add several tags if it's needed*)
5. Click “Attach video/picture” to set main page video/image for the blog article (if needed)
6. Click “Publish”

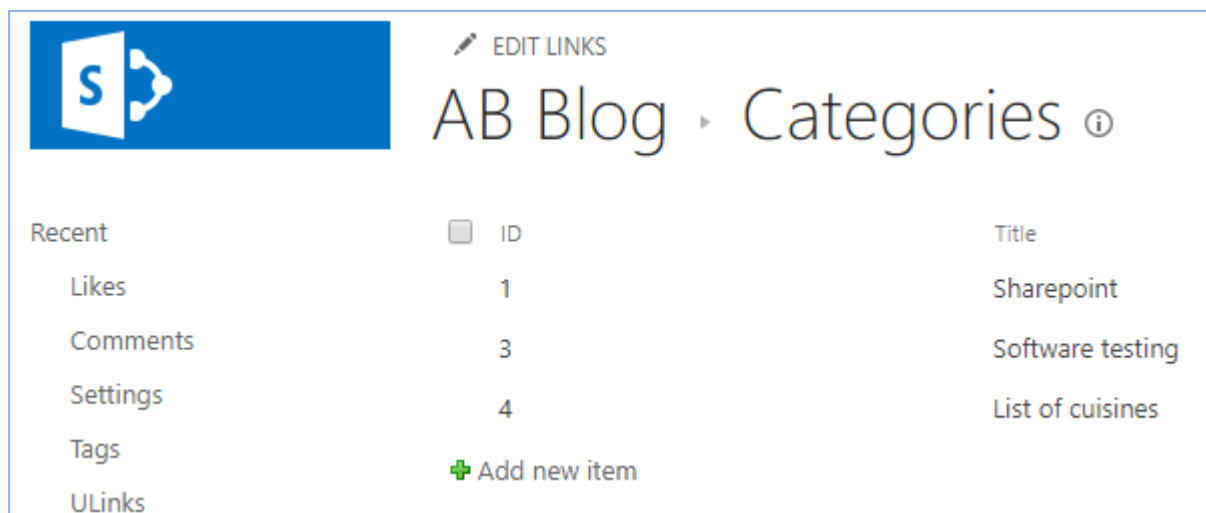


Add article Category: Sharepoint Tags:

Attach video/picture Publish

How to add new blog entry category?

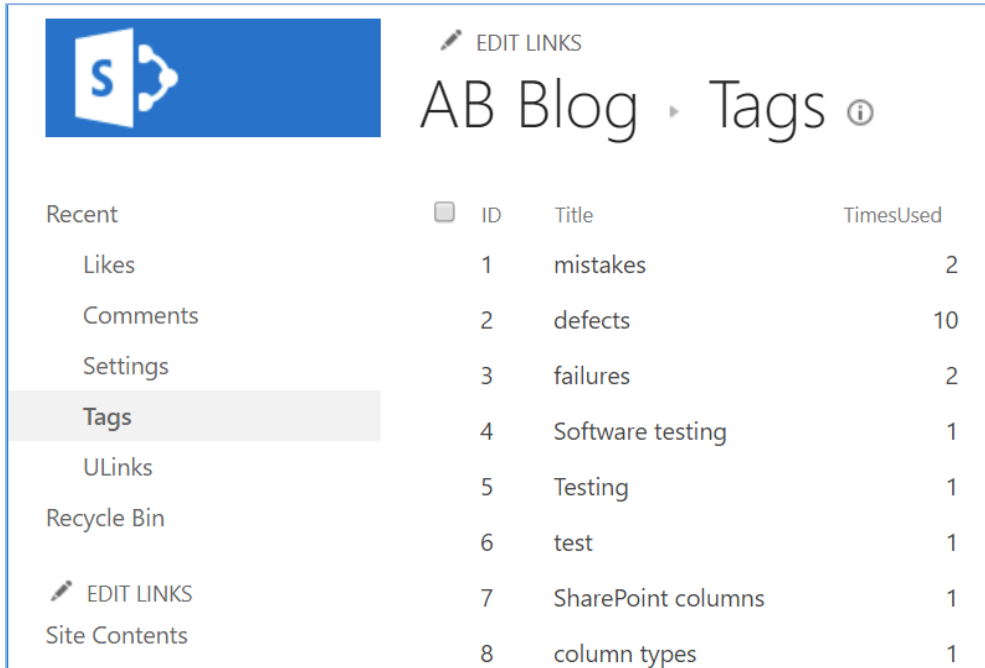
Navigate to the **Blog Entry Categories List**, add new item and fill in **title** field value (category name).




Recent	ID	Title
Likes	1	Sharepoint
Comments	3	Software testing
Settings	4	List of cuisines
Tags	+ Add new item	
ULinks		

How to add new blog entry tag?

Navigate to the **Blog Entry Tags List**, add new item and fill in **title** field value (tag name). A number besides each tag indicates the amount of times it has been used (calculated automatically).



Recent	ID	Title	TimesUsed
Likes	1	mistakes	2
Comments	2	defects	10
Settings	3	failures	2
Tags	4	Software testing	1
ULinks	5	Testing	1
Recycle Bin	6	test	1
 EDIT LINKS	7	SharePoint columns	1
Site Contents	8	column types	1

How to adjust Artfulbits Blog settings?

Navigate to the **Blog Entry Settings List** and change one of the following item values:

CountNewsPerPage: How many blog entries show on the main page.

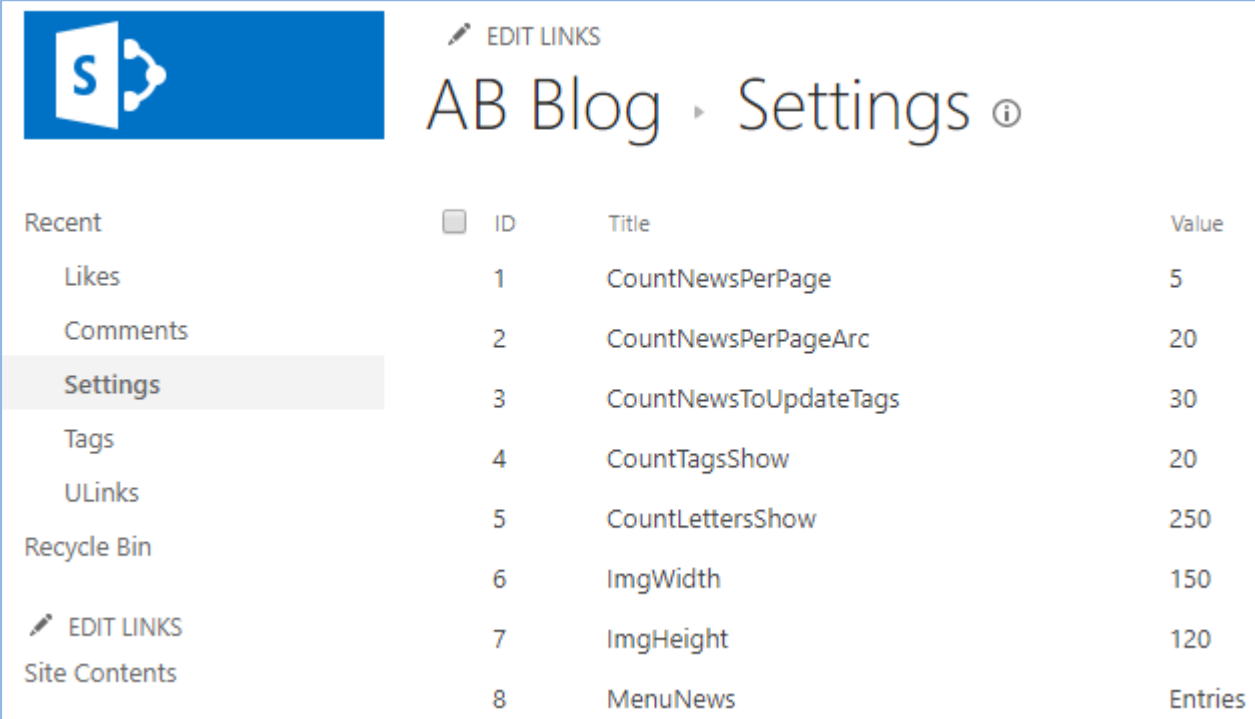
CountNewsPerPageArc: How many blog entries show on the archive page.


CountNewsToUpdateTags: How many blog entries use for recalculating tag cloud.

CountTagsShow: How many tags to show in tag cloud.

CountLettersShow: How much letters to show for blog entry preview.

ImgWidth, ImgHeight: width and height of the image that is used as preview on the main page (pixels).



Recent	<input type="checkbox"/>	ID	Title	Value
Likes		1	CountNewsPerPage	5
Comments		2	CountNewsPerPageArc	20
Settings		3	CountNewsToUpdateTags	30
Tags		4	CountTagsShow	20
ULinks		5	CountLettersShow	250
Recycle Bin		6	ImgWidth	150
 EDIT LINKS		7	ImgHeight	120
Site Contents		8	MenuNews	Entries

PageTitle: Page title that will be displayed on the browser tab

PageFooter: Footer text

EnableLikes: Possibility to switch off comment likes system

EnableAnonymous: Allow/Disallow anonymous access to the blog

Branding: Possibility to change branding theme for the site. Default branding color is **C2242E**, you are free to change this value to set individual color for each branding piece:

- BrSubmitButtonText, BrSubmitButtonBackground: add comment or publish button background
- BrMenuMarker: selected menu highlighter
- BrNewsTitle: Article item title color
- BrReadMore: Article “read more” & “read less” color
- BrPager: Selected page highlighter
- BrUsefulLinksTitle: External link title color (links page)
- BrCommentLiked: Liked/Disliked highlighter
- BrCommentReplyTo: If comment is a reply to some other comment - source comment author name color

11	EnableLikes	True	
12	EnableAnonymous	True	
13	PageTitle	Artfulbits Blog	
14	PageFooter	Lightweight and simple newsblog template for your Sharepoint site	
<input checked="" type="checkbox"/>	15	BrSubmitButtonText	C2242E
	16	BrSubmitButtonBackground	FFFFFF
	17	BrMenuMarker	C2242E
	18	BrNewsTitle	C2242E
	19	BrReadMore	C2242E
	20	BrPager	FF0000
	21	BrUsefulLinksTitle	Links Title
	22	BrCommentLiked	Comment Liked
	23	BrCommentReplyTo	Reply to Comment

 Add new item

How to configure ArtfulBits Blog menu?

To rename any of the main menu sections navigate to the **Blog Entry Settings List** and change one of the following item values:

MenuNews – “Entries” menu

MenuArchive – “Archive” menu

MenuLinks – “Links” menu

To hide any menu sections from the main page delete its respective item from the list.

<input type="checkbox"/>	ID	Title	Value
	1	CountNewsPerPage	5
	2	CountNewsPerPageArc	20
	3	CountNewsToUpdateTags	30
	4	CountTagsShow	20
	5	CountLettersShow	250
	6	ImgWidth	150
	7	ImgHeight	120
	8	MenuNews	Entries
	9	MenuArchive	Archive
	10	MenuLinks	Links

To add menu section with the custom link create new item in the list:

Title: CustomMenu<name>



Value: MenuTitle #; ShowOrder #; CustomUrl

For instance:

24	MenuSection1	Section Menu 1 #; 2 #; http://srv01sp2016-2/ab/Lists/Settings/AllItems.aspx
25	MenuSection2	Section Menu 2 #; 1 #; http://srv01sp2016-2/ab/Lists/Settings/AllItems.aspx

How to add new link to links page?

Navigate to the **Blog Entry Links List** and add new item:

ULinks		post		
Recycle Bin	4	Software Testing Tutorial	https://www.tutorialspoint.com/software_testing/	This tutorial will give you a basic understanding on software testing, its types, methods, levels, and other related terminologies.
 EDIT LINKS	5	SharePoint Support	https://support.office.com/en-us/article/What-is-SharePoint-97b915e6-651b-43b2-827d-fb25777f446f	SharePoint empowers teamwork with dynamic and productive team sites for every project team, department, and division. Share files, data, news, and resources. Customize your site to streamline your team's work. Collaborate effortlessly and securely with team members inside and outside your organization, across PCs, Macs, and mobile devices.
Site Contents	6	10 Best Italian Food Recipes	http://food.ndtv.com/lists/10-best-italian-recipes-699798	Italian food is one of the few global cuisines that Indians are truly obsessed with. Italian food regularly features on the dining tables of most urban Indian households, and more often than not, we fall back on pastas, pizzas and risottos to satisfy our cravings for a good meal.
		 Add new item		

Release Notes

Version	Notes
v1.3 (August 30, 2017)	Improvements: <ul style="list-style-type: none">• Video player is updated• Added Russian and Ukrainian localizations
v1.2 (November 02, 2016)	New Features: <ul style="list-style-type: none">• Added SharePoint 2016 support
v1.0 (June 19, 2014)	Initial Release

See Also



[ArtfulBits Blog](#)

Professional Blog complements and extends SharePoint default functionality with the possibility of adding video or zoomable image and preview, providing tags for the blog entries, supporting the categorization and tags cloud, filtering the entries by category or tag, configurable global settings and many more.



[Cascaded Lookup Column](#)

Cascaded Lookup Column allows building relationship between parent and child columns, the data selected in one field will determine the options presented in another.



[Category Column](#)

Category Column allows tracking, organizing and grouping list items. Outlook 2007 approach for elements categorization, easy indicator color changing and using of advanced tooltip, provide a high professional component style.



[Column Data Adapter](#)

Column Data Adapter is an extension component providing ability to use ArtfulBits Columns in Microsoft Access forms, reports and Microsoft Excel.



[Column Permissions](#)

Column Permissions allows you to manage access to list content on column level. Permissions can be assigned for individual users and for SharePoint groups as well and are effective in forms and list views, as well as in the SharePoint Alerts, RSS, Datasheet and even during exporting to Excel and opening with Access.



[Discussion Column](#)

Need to organize well formatted conversation in the list item without enabling list versioning? Discussion Column is the right choice. Component allows entering rich text with formatting, images, tables, hyperlinks and other features.




[Email Web Part](#)

ArtfulBits Email Web Part allows sending e-mail messages directly from Microsoft SharePoint site. You can notify task assigned users, send gratitude or just send regular e-mail message, etc.



[Follow-Up Column](#)

Follow-Up Column enables due date flags similar to Outlook follow-up functionality. Applying of flags to the list item allows adding of visual reminder in a natural way.



[Image Upload Column](#)

Quick and simple way of uploading pictures. Image Upload Column provides with ability to select a picture using file browsing dialog, upload and display it in the list view.



[KPI Column](#)

KPI (Key Performance Indicator) Column is simple graphical scorecards that can be used to evaluate business data against business goals. With this column you reduce risk to overlook information about the status of value.



[Link to Document Column](#)

Link to Document Column allows referencing files and folders placed at Document Library and provides easy and intuitive way to download files directly from column. Use this column to provide a browsing interface that allows users to browse to an object to link to instead of typing a URL.



[Parent Selector Column](#)

Parent Selector Column is used for organizing hierarchical relations in SharePoint list. Picker dialog allows choosing data from large lists. Standard Lookup column can be easily converted to Parent Selector column and vice versa.



[Password Change Web Part](#)

Password Change Web Part allows users to change their own passwords from within the SharePoint environment using standard text box interface (current password, new password and confirm new password).



[Password Expiration Web Part](#)

Password Expiration Web Part enables Active Directory users to be notified via Web Part interface that their passwords are about to expire. It also automatically sends out email notifications to users before the password expiration date.



[Professional Calendar Web Part](#)

Professional Calendar Web Part provides following key benefits: it allows combining events from different SharePoint Lists, from any SharePoint Site, in one Calendar view; allows specifying different color sets for different event sources; supports on-the-fly AJAX-enabled editing features in Outlook like style; and other enhanced functionalities.



[Progress Column](#)

Progress Column provides users with the ability to make SharePoint lists more visualized by displaying numerical data on the page using percentage-based progress bar. Professional progress bar style will make your SharePoint list really modern and stylish.



[Shopping Cart Web Part](#)

ArtfulBits Shopping Cart is intended to provide ecommerce functionality. This web part provides a possibility to exhibit items for sale, its basic information, items images, and price, choose the size or other category of item, submit an order and save order in history.



[Video](#)

Video Column and Video Web Part are powerful controls made for uploading, managing, linking and playing video files. These controls support variety of video files that can be uploaded from computer, or linked from SharePoint library or streamed from direct URL.

Remarks

Information in this document may be outdated. Please, visit <https://www.sharepoint-artfulbits.com/> for the latest product version.